
Raiffeisenbank a.s.

Investor report - information about Cover Pool

as of 31.03.2021

Covered Bonds Key Facts

Total Outstanding [CZK eq.]: 12 539 089 710

here of CZK denominated bonds:	0
here of EUR denominated bonds:	12 539 089 710

Overcollateralization

Current Overcollateralization:	275,3%
Overcollateralization consistent with current rating:	5,5%

Credit Ratings (Moody's)

Issuer's Rating	A3
CB Rating	Aa2

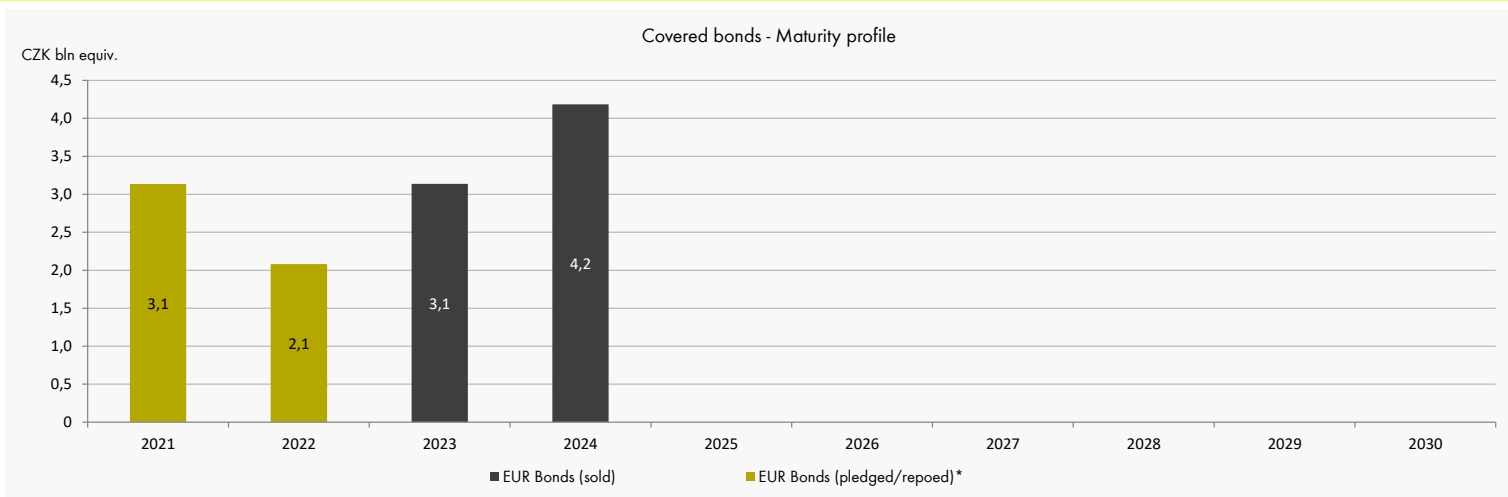
Cover Pool Key Facts

Asset balance [CZK] : 47 061 256 135

here of CZK denominated mortgages	47 061 256 135
Average loan balance :	1 618 672
Number of loans :	29 074
Number of borrowers :	27 784
Number of properties :	31 456
WA remaining term (in months) :	252
WA seasoning (in months) :	66

Loans to Employees	3,33%
Borrower concentration: 10 largest borrowers	0,48%
WA Margin on Fixed Rate Loans	1,04%
WA Interest Rate on Fixed Rate Loans	2,29%
Loans in Arrears > 90 days	0%
WA indexed LTV	51,9%

Covered Bonds Overview



Covered Bonds Detail

ISIN	Currency	Issue Date	Maturity Date	Issued Amount	Sold Amt	Pledged/Repoed Amt*	Retained Amt	Coupon	Interest Rate Type
XS1574149842	EUR	08.03.2017	08.03.2022	300 000 000	0	119 963 000	180 037 000	0,63%	Fixed
XS1574150857	EUR	08.03.2017	08.03.2023	300 000 000	120 000 000	79 635 000	100 365 000	0,88%	Fixed
XS1574151236	EUR	08.03.2017	08.03.2024	300 000 000	160 000 000	0	140 000 000	1,13%	Fixed

*The Pledged/repoed amount is shown in graph with respect to maturity of REPO

CRR eligibility

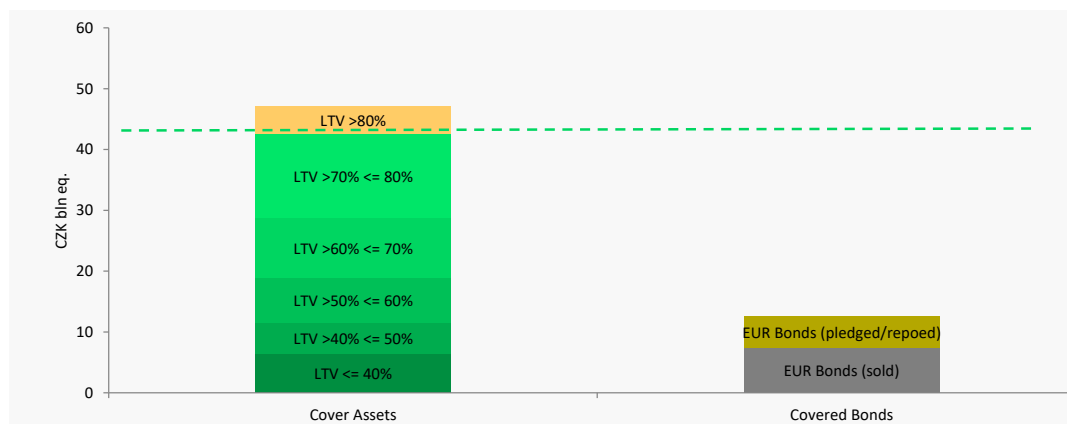
Covered Bonds issued by Raiffeisenbank a.s. are subject to treatment according to **Article 161(1)(d)** of the CRR and therefore are less capital consumptive for potential investors.

Article 129 of the CRR sets out requirements on the collateral of covered bonds which are subject to preferential treatment, relevant eligibility criteria for assets in cover pool of the Bonds are:

(i) (mortgage) loans secured by residential property up to the lesser of the principal amount of the liens that are combined with any prior liens and 80 % of the value of the pledged properties (the 80 per cent. LTV Limit) pursuant to **Article 129(1)(d)(i)** of the CRR

(ii) alternative eligible assets specified in **Article 129(1)(a) to (c)** of the CRR (the Alternative Assets).

- This condition (i) is ensured by comparison of Outstanding of the Bonds with total current balances of Mortgage Loans in the Cover Pool with LTV limit **below or equal to 80 per cent.:**



- Cover pool doesn't contain any alternative eligible assets as of 31.03.2021

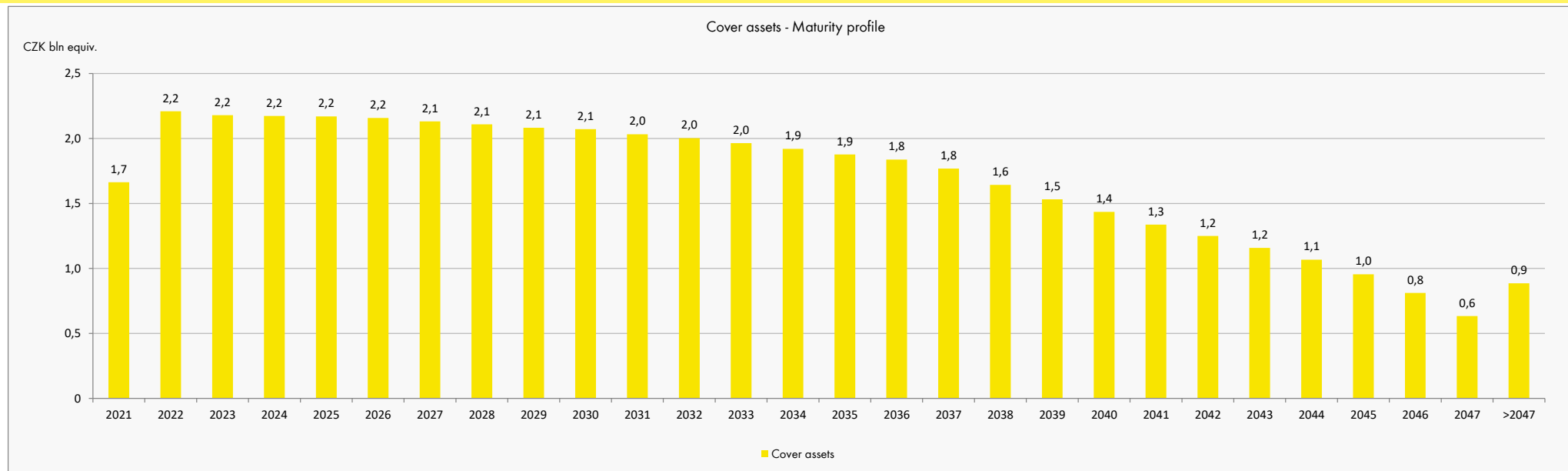
- Requirement on regular publishing of information concerning cover pool, which is set out by **Article 129(7)** of CRR is ensured by this Investor Report, which is published on quarterly basis.

- Requirements on valuation of mortgaged properties, which are set out by **Article 208** and **Article 229(1)** of CRR are ensured by internal procedures of Raiffeisenbank a.s., which are aligned with ECB recommendations and guidelines and which are even more conservative in certain aspects:

- Value of collateral is revaluated only in case of depreciation of the mortgaged property, in the other case evidenced value of collateral remains unchanged
- Value of property is monitored and revaluated with annual frequency for residential properties

Raiffeisenbank a.s. can provide on request a Memorandum by Allen & Overy (Czech Republic) LLP, which covers the CRR eligibility in more detail.

Cover Pool Detail (1)



Interest Rate Type	Number of Loans	%	Current Balance	%
Fixed rate with reset <=2 years	687	2,36%	651 943 327	1,39%
Fixed rate with reset >=2 but <5 years	8538	29,37%	14 242 430 402	30,26%
Fixed rate with reset >=5 years	19775	68,02%	32 019 600 363	68,04%
Floating rate	74	0,25%	147 282 043	0,31%

LTV ranges distribution	Number of Loans	%	Current Balance	%
0 <= 40%	8031	27,62%	6 416 652 100	13,63%
>40% <= 50%	3512	12,08%	5 056 089 236	10,74%
>50% <= 60%	4402	15,14%	7 396 885 278	15,72%
>60% <= 70%	5063	17,41%	9 862 819 667	20,96%
>70% <= 80%	6112	21,02%	13 759 457 914	29,24%
>80% <= 85%	1032	3,55%	2 343 435 360	4,98%
>85% <= 90%	589	2,03%	1 478 306 163	3,14%
>90% <= 95%	127	0,44%	308 356 480	0,66%
>95% <= 100%	82	0,28%	237 857 585	0,51%
>100% <= 105%	29	0,10%	59 371 078	0,13%
>105%	95	0,33%	142 025 273	0,30%

Cover Pool Detail (2)

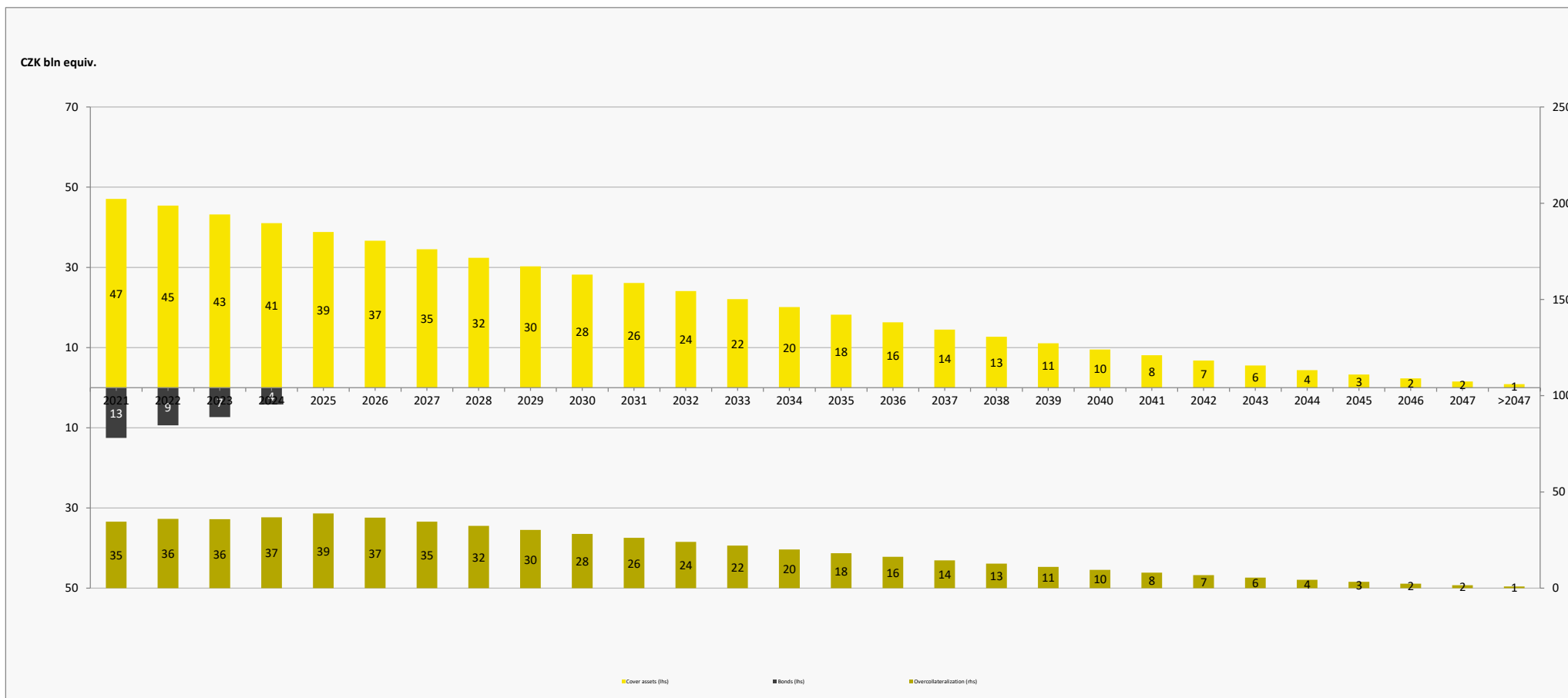
Seasoning [months]	Number of Loans	%	Current Balance	%
< 12	1 113	3,83%	3 245 876 005	6,90%
>=12 < 24	1 611	5,54%	3 968 897 215	8,43%
>=24 < 36	2 348	8,08%	4 929 380 861	10,47%
>=36 < 60	7 148	24,59%	12 922 685 443	27,46%
>=60	16 854	57,97%	21 994 416 610	46,74%

Distribution by volume [CZK]	Number of Loans	%	Current Balance	%
0 <= 500.000	4 628	15,92%	1 417 159 726	3,01%
>500.000 <= 1.000.000	6 379	21,94%	4 770 468 623	10,14%
>1.000.000 <= 1.500.000	5 554	19,10%	6 883 677 886	14,63%
>1.500.000 <= 2.000.000	4 119	14,17%	7 159 498 969	15,21%
>2.000.000 <= 2.500.000	2 999	10,32%	6 714 323 059	14,27%
>2.500.000 <= 3.000.000	2 062	7,09%	5 634 441 425	11,97%
>3.000.000 <= 5.000.000	2 685	9,24%	9 911 458 410	21,06%
>5.000.000 <= 10.000.000	588	2,02%	3 743 687 492	7,95%
>10.000.000 <= 50.000.000	60	0,21%	826 540 545	1,76%
> 50.000.000	0	0,00%	0	0,00%

Principal Payment Frequency	Number of Loans	%	Current Balance	%
Monthly	28 956	99,59%	46 956 283 634	99,78%
Bullet	108	0,37%	95 053 357	0,20%
Other	10	0,03%	9 919 144	0,02%

Geographical Distribution	Number of Loans	%	Current Balance	%
Prague	4810	16,54%	11 238 893 858	23,88%
The South Moravian Region	3552	12,22%	5 617 560 117	11,94%
The South Bohemia Region	1927	6,63%	2 570 254 734	5,46%
The Karlovy Vary Region	646	2,22%	692 999 726	1,47%
The Vysočina Region	783	2,69%	967 632 925	2,06%
The Hradec Králové Region	990	3,41%	1 435 821 059	3,05%
The Liberec Region	1386	4,77%	1 922 582 272	4,09%
The Moravian-Silesian Region	2894	9,95%	3 948 349 886	8,39%
The Olomouc Region	1441	4,96%	1 983 171 755	4,21%
The Pardubice Region	1325	4,56%	1 846 194 080	3,92%
The Pilsen Region	1331	4,58%	1 773 669 717	3,77%
The Central Bohemia Region	5041	17,34%	9 414 471 788	20,00%
The Zlín Region	1124	3,87%	1 514 217 290	3,22%
The Ústí Region	1 824	6,27%	2 135 436 927	4,54%

Overcollateralization Detail



Disclaimer

This information has been prepared by Raiffeisenbank a.s., Hvězdova 1716/2b, Prague 4, identification number: 49240901, registered in the Commercial Register maintained by the City Court in Prague, section B, entry 2051, the Czech Republic. Raiffeisenbank a.s. is authorised and regulated by the Czech National Bank.

The information in this presentation is based on carefully selected sources believed to be reliable. However, we do not make any representation as to its accuracy or completeness. Any opinions herein reflect our judgement at the date hereof and are subject to change without notice. Any investments presented in this presentation may be unsuitable for the investor depending on his or her specific investment objectives and financial position. Any reports provided herein are provided for general information purposes only and cannot substitute the obtaining of independent financial advice. Private investors should obtain the advice of their banker/broker about any investments concerned prior to making them. Nothing in this publication is intended to create contractual obligations.

We specifically disclaim any liability for any loss, claim or damage suffered by you or any third party resulting directly or indirectly from any use of or reliance on the information provided

Without prejudice to the above, this presentation is not a prospectus for the purposes of EU Directive 2003/71/EC.

Equally, this information is not for distribution or forwarding directly or indirectly in or into the United States, United Kingdom, Italy, Canada, Japan, Australia or South Africa or to any other jurisdiction where distribution or forwarding would be prohibited by applicable law.

Any forward-looking statements contained herein are based on historical hypothetical performance under specified conditions. Any opinion, plan, forecast, or other statement of a forward-looking nature reflects our judgement based on information available at the time of the preparation of this document and are subject to change without notice. These forward-looking statements are subject to certain risks and uncertainties that could cause the actual results to differ materially from those stated or implied. Any forward or future performance figures shown are based on past performance, and are not a reliable indicator for future performance and should not be used as such in any circumstance.